

HUB User Registration


Registration is available for Site Level employees. (Account Mangers, Housekeepers, Cooks etc)

Step 1 – Go to <https://hub.hcsgcorp.com>

Enter UserName: EEID

Password: Year Of Birth

Hit Login



Step 2 – Once logged in successfully

Enter last four digit of Social to confirm the identity



Update Contact Information

EEID

Social

Validate

The information provided will allow you to stay connected with HCSG and to be contacted for any upcoming promotions. By providing your information, you agree to receive text messages related to HCSG.

Step 3 – Once the identity is confirmed using last four digit of social. Phone number need to be entered and verified

Enter Phone number and Click “Verify Phone” button to receive a code on your phone



Update Contact Information

EEID

Social
 ✓

Phone Number

[Verify Phone](#)

The information provided will allow you to stay connected with HCSG and to be contacted for any upcoming promotions. By providing your information, you agree to receive text messages related to HCSG.

Enter the code and Hit “Verify Pin”



Update Contact Information

EEID

Social
 ✓


Phone Number

[Try Again : 01:19](#) [Verify Pin](#)

The information provided will allow you to stay connected with HCSG and to be contacted for any upcoming promotions. By providing your information, you agree to receive text messages related to HCSG.

Step 4 – Enter your personal email and hit “Verify Email”

A message will be send your personal email for completing the registration process



Update Contact Information

EEID

Social
 ✓

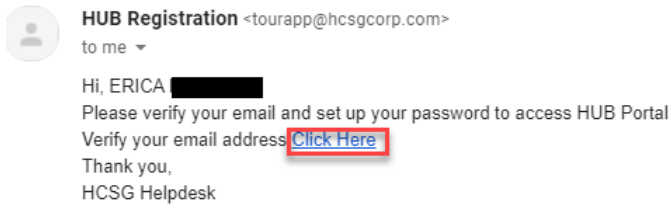
Phone Number
 ✓


Email Address

The information provided will allow you to stay connected with HCSG and to be contacted for any upcoming promotions. By providing your information, you agree to receive text messages related to HCSG.

Step 5 – Complete the registration by accessing the verification email and setup a password.

Complete HUB Registration Inbox x


A dark blue registration screen for 'hub'. The word 'hub' is in large white lowercase letters, with a network diagram icon to its right. Below the logo are two white input fields: 'Password' and 'Confirm Password'. At the bottom is a white 'Submit' button with a red arrow icon.




hub

Password

Confirm Password

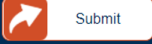
 Submit



hub

Password

Must be atleast 8 characters!
Must contain atleast 1 number!
Must contain atleast 1 in Capital Case!
Must contain atleast 1 letter in Lower Case!
Must contain atleast 1 Special character (!@#%*+~)

 Submit



hub



Password Changed.
You can now sign in with your new password.

[Back To Login](#)

Step 6- Using the EEID and the New password you can now access the HUB site.

Step 7 – Self Service Password Reset

If an EEID is successfully registered password can be reset using registered phone or email

 <p>Employee ID/Email</p> <input type="text"/> <p>Password</p> <input type="password"/> <p>Forgot Password?</p> <input type="button" value="Login"/>	 <p>Reset Password For: <input type="text"/></p> <p>How do you want to reset your password?</p> <ul style="list-style-type: none"><input checked="" type="radio"/> Send link via email **@*****<input type="radio"/> Send code via SMS ***** 7458 <p>Back To Login</p> <input type="button" value="Submit"/>
---	--